



Annual Report 2010

# YIRRA YA AKIN

## ABORIGINAL CORPORATION



## YIRRA YAAKIN'S PURPOSE

*Yirra Yaakin exists to share Aboriginal stories. We look to the past to help define the present, and pass stories on for the future. Our artists and outcomes will improve the cultural health of all involved and allow space for an Aboriginal voice to be heard.*

## YIRRA YAAKIN'S VISION

*Our vision is to develop a hunger for our work - from the Aboriginal community, theatre artists, and a wider audience. We will deliver a balanced program of theatre capable of engaging more people, more often, and with a stronger connection.*

# PRIDE PASSION PERFORMANCE

### PATRON

Dr Richard Walley, OAM  
His Excellency -  
Dr Kenneth Comninos Michael, AC

### BOARD OF DIRECTORS

Chairperson Clem Rodney  
Treasurer Irma Woods  
Secretary Narelle Thorne  
Terry Grose  
Jake Milroy  
Dan Mossenson  
Michelle White

### ARTISTIC DIRECTOR

Kyle J Morrison

### ACTING GENERAL MANAGER

Sally Richardson

### REGISTERED AND CORPORATE OFFICE

65 Murray Street  
Perth, Western Australia 6000  
Tel: +61 8 9202 1966  
Fax: +61 8 9202 1885  
Email: [yy@yirrayaakin.com.au](mailto:yy@yirrayaakin.com.au)  
Website: [www.yirrayaakin.com.au](http://www.yirrayaakin.com.au)

### AUDITORS

Grant Thornton Audit Pty Ltd  
ABN 94 269 609 023  
10 Kings Park Road  
West Perth WA 6005  
PO Box 570  
West Perth WA 6872

Yirra Yaakin Theatre Company  
Mailing Address  
GPO BOX S1598  
Perth, Western Australia 6845

# COMPANY PROFILE

*Yirra Yaakin, which means “Stand Tall” in Noongar language, has been producing and presenting an annual program of new Indigenous theatre for the past seventeen years and maintained a strong focus on education and youth programs since it's inception.*

History refers to continuous change and Yirra Yaakin has had its fair share since it began in 1993, predominantly as a Youth Theatre.

Besides theatre the Company also created an issue based stream of professional works touring the rural communities for free, supported by funding from State Health, Justice and Welfare agencies.

In 2003 the Management went global taking authentic Indigenous experiences to five continents. This move assisted the Company to affirm itself in the greater Arts community delivering authentic Indigenous theatre experiences. The education program continues from strength to strength with Yirra Yaakin providing an Indigenous cultural resource to many schools. For many WA school children the tours and shows on location provide the first point of Indigenous cultural contact.

In recent times Yirra Yaakin has become one of Australia's leading Indigenous theatre companies winning awards for its theatre, governance and it's partnerships. Its audience continues to increase through its delivery of new works under a changed management structure, and funding from Government Arts Agencies and Partnerships. Yirra Yaakin's works have reached 13 countries in 5 continents and the Company has undertaken more than 50 tours to all States and Territories of Australia.

2010 marks the start of a new era at Yirra Yaakin. *Rekindling The Magic* is the first season programmed by Artistic Director Kyle J Morrison, with a mixture of new contemporary works and theatre classics.

The Company is in its best position for years and promises to excel with major works in the pipeline for future seasons.

Self-determination has assisted Yirra Yaakin Theatre Company in cementing its place within the community creating a platform for Aboriginal artists, a voice for the Indigenous community and an experience to be savoured.



# EXECUTIVE SUMMARY

*2010 was a significant year for Yirra Yaakin Theatre Company. New Artistic Director Kyle J Morrison launched his first major annual program for the Company, **Rekindling The Magic**, a mix of classic and contemporary Indigenous theatre. All productions were critically successful and achieved box office targets, while developing new audiences for Yirra Yaakin.*

Yirra Yaakin undertook further development of the major production **WALTZING THE WILARRA**, a musical theatre work commissioned by the Company, which was written and composed by leading Australian Indigenous playwright David Milroy. This project was an ambitious undertaking for a small to medium company. It was the first time an Indigenous company has solely produced a large scale festival work. The project brought leading Indigenous theatre makers and performers from around Australia to Yirra Yaakin's home in Perth. Yirra Yaakin also undertook the publication of the script and production of a cast recording as part of the lead up to the work's world premiere at the Perth International Arts Festival in 2011.

Yirra Yaakin continued its successful record of regional and national touring programs with productions of **HONEY SPOT**, **GOOD LOVIN'** and **I DON'T WANNA PLAY HOUSE**.

Yirra Yaakin currently receives ongoing support from the Department of Culture and the Arts ("DCA"), the Aboriginal and Torres Strait Islander Arts Board ("ATSIAB") of the Australia Council for the Arts and Healthway.

In 2010, Yirra Yaakin welcomed Major new partners BHP Billiton Nickelwest Pty Ltd. Over the next three years BHP will be assisting Yirra Yaakin in touring quality contemporary theatre to audience's around Australia.

Once again, Country Arts WA came on board as Yirra Yaakin's major touring partner in 2010 for Tammy Anderson's, **I DON'T WANNA PLAY HOUSE**.

Yirra Yaakin also welcomed new production partners Chevron Australia Pty Ltd, BC Iron Pty Ltd, City Of Subiaco, City of Perth and the Perth International Arts Festival.

The Christensen Fund also supported the further development of **WALTZING THE WILARRA**.

In addition **WALTZING THE WILARRA** received significant support from DCA via The Major Production Fund, becoming major Government partners for this project.

The Department of Environment, Water, Heritage and the Arts through the Indigenous Cultural Support program supported the *Recording Stories Project* (Cultural Transmission and Creative Development).

Other supporters in 2010 included Playwriting Australia, Performing Lines, Rick Brayford from the Aboriginal Theatre course at Edith Cowan University (ECU) and the ECU Indigenous Performance Program.

**SALLY RICHARDSON**

*May 2011*

# CHAIRPERSON'S REPORT



*As Chairman of Australia's leading Indigenous theatre company, I am pleased to report that 2010 has been a watershed year for Yirra Yaakin with the company attracting BHP Billiton Nickel West, Chevron Australia, Perth International Arts Festival, City of Perth and City of Subiaco as major partners in the delivery of Yirra Yaakin's arts program.*

These corporate and community partners along with DCA and ATSIAB have provided the impetus to pursue the number of projects that would not be otherwise possible, in particular the staging of David Milroy's critically acclaimed 'bluesical' **WALTZING THE WILARRA** - a major production to be staged as part of the Perth International Arts Festival in 2011.

Furthermore, the board and staff were delighted to be able to continue partnerships with the WA Department of Health through the sexual health, education and touring program through the Gascoyne and Midwest regions of WA.

2010 has been a year of growth and renewal it hasn't been without its share of difficulties. In 2010 the Board and staff of Yirra Yaakin continued to work very hard in the re-shaping of the Company in its endeavours to provide direction, stability and further drive the engagement process with the Aboriginal and wider Arts community of Western Australia.

The Board has worked closely with key stakeholders, in particular the Office of the Registrar of Indigenous Corporations to ensure that the company is compliant with the regulations as required under the Indigenous Corporations Act. The company has also undertaken a major overhaul of its financial procedures to ensure that all financial obligations to its major sponsors and funding agencies are fulfilled as required.

The staff were placed under additional burden in the downtime period normally associated with the end of year, especially in the lead up to **WALTZING THE WILARRA** which was gathering momentum for the 2011 Perth International Arts Festival.

The Company was fortunate that Sally Richardson, Special Projects Manager at Yirra Yaakin was able to oversee the operational aspects of the 'day to day' functions of **WALTZING THE WILARRA**. Under Ms Richardson's direction - and thanks to the dedication and commitment of our Artistic Director Kyle J Morrison and all staff, Yirra Yaakin was able to perform admirably during this period of intense activity.

The return to core business in 2010, particularly, through the *Rekindling The Magic* season has provided the Western Australian Arts community with three diverse and stimulating plays that is assisting with the re-building of Yirra Yaakin and its connection with community. This season has also provided Perth theatre audiences with a small taste of what Aboriginal theatre can produce and what can be expected in the future.

2011 will be a year of consolidation of the work that has commenced in 2010 but will also be the continuation of growth and development of new and exciting Aboriginal theatre.

**CLEM RODNEY**

*May 2011*

# ARTISTIC DIRECTOR'S REPORT

*I always knew my first full season as Artistic Director of Yirra Yaakin Theatre Company was going to be a challenge. Ambitiously we wanted to lift the company profile, to bring Yirra Yaakin back to the forefront of the Perth theatre industry, while also furthering our commitment in providing quality theatre to regional Aboriginal communities.*



I believe that we were able to accomplish these targets and, with our season aptly named, *Rekindling The Magic*, get the Yirra Yaakin brand more readily recognised locally, *MOTHER'S TONGUE* and *IF I DROWN I CAN SWIM*, regionally, tours of *GOOD LOVIN'* and *HONEY SPOT* and nationally, tour of *I DON'T WANNA PLAY HOUSE*.

I have really wanted Yirra Yaakin to get back to text based theatre and produce scripts that were not only good stories but stories that were close to my heart and relevant to my experiences as a modern Aboriginal. In particular, two stories that have long been in the back of my mind, *HONEY SPOT* by Jack Davis and *MOTHER'S TONGUE* by Kamarra Bell-Wykes. I have wanted to stage these two shows for a number of years and they were always going to be in my first season.

*HONEY SPOT* is a true classic in Australian theatre, a story that is still as relevant today as it was when it was written in 1985. A story about reconciliation on a personal, cultural and artistic level, a story about a time when we could work things out together as people, before the waters were muddied by another clichéd government policy. I felt that this was the kind of production an Aboriginal theatre company should be presenting.

The next two presentations were very modern plays dealing with contemporary Aboriginal issues.

*IF I DROWN I CAN SWIM* is a new style of theatre for Yirra Yaakin, the first of a new breed of contemporary Aboriginal theatre produced by innovative theatre practitioners. Auspicing such an avant-garde style production in the 2010 season gave Yirra Yaakin a real sense of diversity that lifted our artistic vibrancy to a new level.

Our final production for the year was *MOTHER'S TONGUE*, written by Kamarra Bell-Wykes. Commissioned by Yirra Yaakin in 2008, *MOTHER'S TONGUE* is a story about language and heritage, and how holding on to the past could be a burden as you try to move forward in a modern Australia. A very common theme in the Aboriginal community as we struggle to hold on to our heritage as we lose more and more of our elders. This is a modern story for a contemporary audience.

With a new and old stories mixed with traditional and un-orthodox theatre styles, I believe the 2010 season gave our audiences a preview of what to expect from Yirra Yaakin in the years to come - a small taste of what is possible from a contemporary Aboriginal theatre company.

**KYLE J MORRISON**  
May 2011

# BOARD OF DIRECTORS AND GOVERNANCE

*During 2010, the following people sat on Yirra Yaakin's Board:*

**CHAIRPERSON** Clem Rodney

**TREASURER** Irma Woods

**SECRETARY** Narelle Thorne

**DIRECTORS**

- Gail Beck
- Terry Grose
- Jake Milroy
- Dan Mossenson
- Fred Spring
- Michelle White

**YIRRA YAAKIN BOARD**

The Board of Yirra Yaakin Aboriginal Corporation has the responsibility for upholding and achieving the objectives of the Corporation on behalf of the Aboriginal membership and community. It is respondent to and incorporated under the Commonwealth Aboriginal Councils and Associations Act 1976.

The Board is ultimately responsible for the following areas:

- Strategic Planning and policy Development
- Financial Management and Fundraising
- Risk Management and Succession Planning
- Compliance and Governance

**REGISTER OF DIRECTORS**

NAME	POSITION	JOINED BOARD	LEFT BOARD
Clem Rodney	Chairperson	30-Apr-04	
Irma Woods	Treasurer	25-Aug-06	
Narelle Thorne	Secretary	27-Jun-08	
Michelle White	Member	3-Jun-09	
Terry Grose	Member	30-Sep-09	
Gail Beck	Member	27-Jan-10	30-Jun-10
Fred Spring	Member	27-Jan-10	26-May-10
Jake Milroy	Member	22-Oct-10	
Dan Mossenson	Member	17-Nov-10	

## YIRRA YAAKIN'S PATRONS

We thank our patrons for their commitment, invaluable time and generous spirit.

INDIGENOUS PATRON  
Dr Richard Walley, OAM

NON - INDIGENOUS PATRON  
His Excellency Dr Kenneth Comminos Michael, AC

## YIRRA YAAKIN'S ADVISORY COMMITTEES

The Board has the authority to grant Associate membership to individuals, enabling access to a range of skills and expertise from the non-Aboriginal community. Associate members are not entitled to vote at meetings or to stand for election to the Board, but may sit on Advisory Committees to make recommendations to the Board.

### Governance Advisory Committee Members:

Terry Grose (Board Representative - Associate Member YY)  
Jake Milroy (Board Representative - Full Member YY)  
Andrea Fernandez (Staff - Full Member YY)

### Venue Advisory Committee Members:

Michelle White (Board Representative - Full Member YY)  
Reuben Kooperman (Associate Member YY)  
Geoff Barker (Associate Member YY)

### Financial Advisory Committee Members:

Irma Woods (Treasurer, Board Representative - Full Member YY)  
Narelle Thorne (Secretary, Board Representative - Full Member YY)  
Fred J Lyons (Staff - Associate Member YY)  
Peter Kift (CPA, Associate Member YY)

## YIRRA YAAKIN STAFF

A total of fourteen core staff and two trainees were employed during 2010.

Artistic Director: Kyle J Morrison  
General Manager: Fred J Lyons  
Partnerships Manager: Greg Ross  
Marketing Manager: Andrea Fernandez  
Production Manager: Amy Hammond / Malcolm Hughes  
Special Projects Manager: Sally Richardson  
Education and Touring Manager: Vida Karabuva / Amber Onat Gregory  
Office Manager: Carolyn Lewis / Judy Bone  
Accounts Supervisor: Meredith Warne / Heather Dickie  
Production Trainee: Jedda Hill  
Production Trainee: Ken'dell Councillor  
Office Trainee: Taylah Thompson

*In 2010, Yirra Yaakin staff and board members attended the following...*

### February 2010 - Australian Performing Arts Market (APAM), Adelaide SA

WALTZING THE WILARRA by David Milroy was selected for a Searchlight Presentation at APAM, attended by leading national and international arts producers and presenters. Kyle Morrison spoke about the company and introduced our lead female actor, Ursula Yovich. Also as part of our Searchlight Presentation, Ursula sang 2 songs from WALTZING THE WILARRA, with David Milroy on the acoustic guitar and Wayne Freer on the double bass. Attended by General Manager Fred J Lyons, Artistic Director Kyle J Morrison, Special Projects Manager and Dramaturg Sally Richardson, Playwright David Milroy, Musical Director Wayne Freer and Performer Ursula Yovich.

Artistic Director Kyle J Morrison was a guest speaker at the Indigenous Performing Arts panel held at APAM.

### April 2010 - Yirra Yaakin Season Launch, Perth WA

Yirra Yaakin's first season, *Rekindling The Magic*, programmed by Artistic Director Kyle J Morrison was officially opened by the Honourable John Day, Minister for Culture and the Arts at the Gilkinson's Dance Studio in Perth. Attended by leading Indigenous community elders and arts organisations.

### April 2010 - Long Paddock National Presenters Network, Parramatta NSW

Yirra Yaakin pitched HONEY SPOT by Jack Davis to presenters and producers from around Australia. Pitching is by invitation only and was a result of a high level of presenter votes during the Long Paddock voting round. Andrea Fernandez gave a brief overview on the company's touring history and Yirra Yaakin's involvement with the Aboriginal community at a grass roots level. Kyle Morrison shared his artistic vision for HONEY SPOT. Attended by Artistic Director Kyle J Morrison and Marketing Manager Andrea Fernandez.

### May 2010 - National Indigenous Arts Cultural Authority (NIACA), Surry Hills NSW

Yirra Yaakin was invited to attend the NIACA steering group meeting at the Australia Council for the Arts offices in Sydney. Attended by General Manager Fred J Lyons and Board Director Jake Milroy.

### June 2010 - ArtsEdge Professional Development Day, Mundaring WA

The aim of the day was to give teachers an insight into Indigenous arts and culture as well as provide examples of programs in schools, which focus on Aboriginal and Torres Strait Islander content. Yirra Yaakin presented a brief overview on the company's education programs and performance season before introducing three Indigenous artists: Josie Boyle, Nadine Robinson and Delson Stokes who are involved in our *Recording Stories* program. The artists shared their personal history and then some of their art. Josie told a dreamtime story using sand as well as showing some of her paintings featured recently in the Seven Sisters exhibition. Nadine and Delson each sang a song in their language accompanied by guitar. Attended by Education And Touring Manager Vida Karabuva.

### August 2010 - WALTZING THE WILARRA Creative Development, Sydney NSW

Supported by playwriting Australia at Carriageworks. Attended by Special Projects Manager and Dramaturg Sally Richardson, Playwright David Milroy, Director Wesley Enoch and Set Designer Jacob Nash with additional Dramaturgy by Alana Valentine and Chris Mead.

### August 2010 - National Indigenous Theatre Forum, Cairns QLD

As part of the Cairns Indigenous Arts Fair (CIAF), the Forum was primarily about bringing together leading Indigenous theatre workers from around Australia for two days of discussions, provocations and celebrations. Attended by Artistic Director Kyle J Morrison.



# 2010 PROGRAM OVERVIEW - Mainstage



## HONEY SPOT

By Jack Davis

*The first show for 2010 and our Rekindling the Magic season saw Yirra Yaakin go back in time to produce a Noongar theatre classic. HONEY SPOT is one of Jack Davis's most loved pieces of family theatre.*

At its heart, HONEY SPOT is a story about friendship, and how in working together two kids in the middle of the bush can create a piece of performance art that brings together the fluid grace of ballet and the earthy beats of Noongar dance. With a live classically trained cellist playing alongside a contemporary didgeridoo player, we were able to create the amalgamated sounds of two artistically vibrant cultures.

The HONEY SPOT South-West/Great Southern Tour was overall highly successful, with 1740 students throughout these two regions seeing the performance and taking part in the post-performance Q&A with the cast. Excellent feedback was received from both schools and community members.

There was also a greater demand for performances than could be met within the constraints of the tour schedule, and since the tour has ended, Yirra Yaakin has continued to receive requests from schools and community groups in the South-West for further performances of HONEY SPOT as well as other productions.

*“Yirra Yaakin artistic director Kyle Morrison is to be applauded... in rehabilitating the legacy of the late playwright”*

*- Stephen Bevis, The West Australian*



*“...a production that leaves its mark with characters of incredible pathos, and moments of performative brilliance...”*

*- Joe Lui, X-Press Magazine*

*“We took along 23 children who completely LOVED the performance! It was fabulous, to cover such a complex issue whilst incorporating so much humour into it was brilliant. We are truly grateful to have been able to see such quality theatre on our door step!”*

*- Lisa Seewraj, Teacher, Child Side School, Boyanup*

*“I brought the Jerdy kids in to see the show and absolutely loved it! The kids thought it was fabulous... Best of luck with the rest of the tour - not that you need it - it was so good!”*

*- Niki Crane, Teacher, Jerdacuttup Primary School*



### PUBLIC SEASON

Yirra Yaakin Theatre Space, Perth

17-19 June to 3-17 July 2010

21 Performances

Indigenous Attendance: 190

Non-Indigenous Attendance: 571

**Total Attendance: 761**

### SCHOOLS IN-THEATRE SEASON

Yirra Yaakin Theatre Space, Perth

21 June to 2 July 2010

19 Performances

Indigenous Attendance: 454

Non-Indigenous Attendance: 842

**Total Attendance: 1,296**

### SOUTH-WEST / GREAT SOUTHERN TOUR

Locations: Pingelly, Halls Head, Katanning, Ravensthorpe, Bremer Bay, Albany, Kendenup, Manjimup, Bridgetown, Boyanup, Australind, Dawesville, Boddington

21 July to 6 August 2010

14 Performances

Indigenous Attendance: 1,392

Non-Indigenous Attendance: 348

**Total Attendance: 1,740**

### CAST

Tim	Ian Wilkes
Peggy	Katya Shevtsov
Ranger	George Shevtsov
William	Phillip Walley-Stack
Mother	Lynette Narkle
Cellist	Emma McCoy

### PRODUCTION TEAM

Writer	Jack Davis
Director	Kyle J Morrison
Set & Lighting Designer	Alan Surgener
Composer & Sound Designer	Tristen Parr
Costume Designer	Cherie Hewson
Choreographer	Simon Stewart
Stage Manager & Lighting Assistant	Karen Cook
Fight Director	Andy Fraser
Assistant Director	Eva Mullaley
Set & Costume Painter	Marek Szyler
Special Choreography Consultants	Melinda Eades & Karla Hart
Graphic Design	Esther Lee @ Dessen
Photographer	Jon Green





#### PUBLIC SEASON

Yirra Yaakin Theatre Space

27 August – 11 September 2010

14 Performances

Indigenous Attendance: 78

Non-Indigenous Attendance: 312

**Total Attendance: 390**

*"I was excited and privileged to be a part of what I believe to have been Yirra Yaakin's most diverse artistic season ever."*  
Maitland Schnaars

*"...a show that is powerful and absorbing"*

- Joanna Gentili, *The West Australian*

## IF I DROWN I CAN SWIM

By Maitland Schnaars

*IF I DROWN I CAN SWIM is the first collaboration between Yirra Yaakin Theatre Company and Corazon de Vaca; a Spanish/Aboriginal contemporary theatre company.*

IF I DROWN I CAN SWIM is a contemporary theatre piece written, conceived and performed by Maitland Schnaars, joined onstage by Sam Murray, cellist Anna Sarcich and directed by Julian Fuentes-Reta. IF I DROWN I CAN SWIM is a journey through the memories of a man, trying to figure out what love is, how love works in this modern/masculine society and what it means to be a man. Two questions that drove the journey of this production and lead to two recurring lines that reverberated around the Yirra Yaakin theatre space and inside the heads of the most hearty audience member: "What is love?" and "Boys don't cry".

#### CAST


Actor 1	Maitland Schnaars
Actor 2	Samantha Murray
Cellist	Anna Sarcich

#### PRODUCTION TEAM

Writer	Maitland Schnaars
Director	Julian Fuentes-Reta
Visual Designer	Mia Holton
Lighting Designer	Joseph Mercurio
Assistant Director	Sarah Neville
Stage Manager & YY Venue Technician	Karen Cook
Graphic Design & Photographer	Mia Holton







#### PUBLIC SEASON

Yirra Yaakin Theatre Space

29 October – 20 November 2010

20 Performances

Indigenous Attendance: 212

Non-Indigenous Attendance: 395

**Total Attendance: 607**

“Kamarra Bell-Wykes’s play, developed in conjunction with Yirra Yaakin, is an excellent example of how all the ingredients of a theatre company can be put to work to bring to life something fresh and essential.”

- John Kinsella, *The Australian*

## MOTHER'S TONGUE

By Kamarra Bell-Wykes

*MOTHER'S TONGUE is the story of David and Ngala, a brother and sister trying to piece together their lives after the death of their grand mother and how they are torn between honouring their grandmother and carrying on the culture of their ancestors or moving on in the modern white world.*

A tale about family secrets, lust, lies and betrayal, MOTHER'S TONGUE is a contemporary story for a modern Aboriginal audience. Set in the fictional town of Kunnewanna, a sleepy little coastal town that could be located anywhere on Australia's vast coast-line. Using the intimacy of the Yirra Yaakin theatre space, emerging designer Matthew McVeigh evoked a world where a lonely and secluded house is surrounded by the sea. This production was further supported with music and sound from experienced composer/sound designer Wayne Freer.

#### CAST

David/ Dja Jackson	Isaac Drandic
Ngala Jackson	Miranda Tapsell
Jolene	Anita Erceg


#### PRODUCTION TEAM

Writer	Kamarra Bell-Wykes
Director	Kyle J Morrison
Composer & Sound Designer	Wayne Freer
Set & Costume Designer	Matthew McVeigh
Lighting Designer & Stage Manager	Karen Cook
Fight Director	Andy Fraser
Graphic Design	Esther Lee @ Dessein
Photographer	Jon Green





# 2010 PROGRAM OVERVIEW – Metro and Regional



## METRO TOUR

15 x Metro Schools (plus two youth centres, one educational support centre and one alternative learning centre)

22 April – 17 May 2010

15 Performances

Indigenous Attendance: 890

Non-Indigenous Attendance: 296

**Total Attendance: 1,186**

## MID-WEST / GASCOYNE TOUR

Locations: Mullewa, Mt Magnet, Wiluna, Meekatharra, Karalundi, Burringurrah, Carnarvon, Geraldton

19 May to 15 June 2010

10 Performances

Indigenous Attendance: 276

Non-Indigenous Attendance: 49

**Total Attendance: 325**

## GOOD LOVIN'

By David Milroy

*Yirra Yaakin Theatre Company, in association with the Sexual Health and Blood-borne Virus Program Department of Health and Healthway presented a three-day performance and workshop program aimed at supporting young people to make positive sexual health choices.*

After a successful 2009 tour of the Goldfields region and particularly the Ngaanyatjarra Lands, it was time for our "free to the community" production to get out and visit the Gascoyne and Murchison regions. Written by David Milroy, GOOD LOVIN' is a half hour theatre production infused with high quality Aussie Hip-Hop, crafted by Downsyde's, MC Optamus. Aimed at high school audiences, GOOD LOVIN' is a story about two young and aspiring rappers as they set out to be a good example in the community and perform rap songs about better relationships and healthy sexual practices.

The workshops included a number of activities that focused on key health messages and were delivered by trained Indigenous sexual health educators. Using hip hop, theatre and humour, GOOD LOVIN' encouraged youth to think about what's right for them.

GOOD LOVIN' was seen as an innovative and fun way to communicate messages of delaying sexual onset, respectful relationships, safer choices, and promoting health seeking behaviour for STI testing and treatment to young people.

A unique and vital Keypad Evaluation took place at the end of the workshops. Youth aged 12-17 were asked a series of questions focused on sexual health and their attitudes towards these significant issues within their community.

## CAST

Denni	Levi Cooper
Cindy	Shakara Walley
Jayjay	Zac James
Karla	Christine Michael
Social/ Health Workers	Amanda Sibosado
	Lucy Farley
	Gerry Faulkner
	Delores Gilbert

## PRODUCTION TEAM

Writer	David Milroy
Music Director	Scotty (MC Optamus) Griffiths
Director	Kyle J Morrison
Set Designer	Alan Surgener
Costume Designer	Cherie Hewson
Stage Manager	Genevieve Jones
Graphic Design	Paul Donnachie
Photographer	Jon Green







Travelled 15,703kms and employed 2 people over 69 days

### I Don't Wanna Play House toured to:

Town	Locally presented by
Mackay QLD	Mackay Entertainment & Convention Centre
Cleveland QLD	Redlands Arts Centre
Lismore NSW	Star Court Theatre
Byron Bay NSW	Byron Bay Community Centre
Tamworth NSW	Capital Theatre
Bathurst NSW	Bathurst Memorial Entertainment Centre
Canberra ACT	Canberra Theatre Centre
Albury/Wodonga NSW	Hot House Theatre
Nhulunbuy NT	Nhulunbuy Corporation & Artback NT
Darwin NT	Darwin Entertainment Centre
Katherine NT	Katherine Regional Arts & Artback NT
Tennant Creek NT	Barkly Regional Arts & Artback NT
Tea Tree Gully SA	Golden Grove Arts Centre
Elizabeth SA	Shedley Theatre
Tanunda SA	Barossa Arts and Convention Centre

7 June to 12 August 2010

41 Performances

Indigenous Attendance: 885

Non-Indigenous Attendance: 2,064

**Total Attendance: 2,949**

## I DON'T WANNA PLAY HOUSE

By Tammy Anderson

*In conjunction with Country Arts WA, Yirra Yaakin welcomed the return season national tour of I DON'T WANNA PLAY HOUSE, written, created and performed by Tammy Anderson.*

I DON'T WANNA PLAY HOUSE is an autobiographical one person show that tells the story of Tammy Lee Rock and her days growing up in a semi-rural town in Tasmania. A story of hardships and how a young woman's strength led her to rise above the challenges in her past to become an inspiration to all that met her.

Playing up to 8 different characters Tammy took the audience on journey full of tears and laughter as she gives the audience a confronting and honest account of the life of Tammy Anderson.

### CAST & PRODUCTION TEAM

Writer & Performer	Tammy Anderson
Stage & Tour Manager	Jason Thelwell
Graphic Design	Tanya Annandale
Photographer	Greg Ross

*Anderson's story deserves to become a classic of Aboriginal Theatre* - Helen Thompson, *The Age*

*This is strong, concentrated theatre that says more in an hour than many shows say in three.* - *Sunday Age*



*Anderson's performance is compelling, and her optimism inspirational.*

- Martin Ball, *The Australian*



*The Indigenous Culture Support (ICS) program, administered by the Department of the Prime Minister and Cabinet, Office for the Arts (OFTA) provides support for the maintenance and continued development of Indigenous culture at a community level.*

In 2010, Yirra Yaakin ran the *Recording Stories Program*, officially known as the Indigenous Culture Support (ICS) program. This program was project managed and co-ordinated by Irma Woods.

Yirra Yaakin received funding to digitally record stories and cultural knowledge of Elders in the Perth region with copyright remaining with the applicants.

The program was publicised in February and met with an overwhelming state-wide response. The digital recording of stories began later that month at the Yirra Yaakin theatre space using quality camera and sound equipment through Brendon Briggs of Blue Jester Productions

Three DVD's in total were produced and given to a panel of professional practitioners for evaluation. All applicants were notified of the outcome. Selected applicants continue to receive assistance with the development of their stories through one-on-one sessions, writing workshops, invitations and updates about relevant Yirra Yaakin and Arts industry events.

Round 1	15
Round 2	8
<b>Total ICS Applicants</b>	<b>23</b>

Writing Workshop 1	5 Participants
Writing Workshop 2	6 Participants
Writing Workshop 3	12 Participants
<b>Total Writing Workshop Participants</b>	<b>23</b>



## Creative Development

WALTZING THE WILARRA (April)

In April we held a week-long intensive music and script development of a new Indigenous musical written by David Milroy. Yirra Yaakin brought together some of the country's best Aboriginal theatre practitioners to work alongside WA's best musicians to bring to life a major commission by Yirra Yaakin.

This development brought together the creative team for the first time, along with the full band, which supported taking the work to a new level. A number of drafts were created, dramaturgy undertaken, with a showing to key stakeholders, producers and presenters at the end of the workshop.

### KEY CREATIVES

Writer	David Milroy
Director	Wesley Enoch
Music Director	Wayne Freer
Dramaturge	Sally Richardson
Set Designer	Jacob Nash
Lighting Designer	Trent Suidgeest
Sound Designer	Kingsley Reeve
Choreographer	Claudia Alessi
Assistant Choreographer	Simon Stewart

### CAST

Old Toss	Emie Dingo
Young Harry	Kylie Farmer
Mr Mack	Kelton Pell
Mrs Cray	Lynette Narkle
Elsa	Ursula Yovich
Charlie	Trevor Jamieson
Jack	Tim Solly
Fay	Sam Murray
Athena	Ariel Gray

### BAND MEMBERS

Keyboards	Bob Patient
Double Bass, Tuba & Saw	Wayne Freer
Lead Guitar	David Milroy
Pedal Steel	Lucky Oceans
Percussion	Angus Diggs





## WALTZING THE WILARRA (November)

In November we held a pre-rehearsal development in the lead up to the final production rehearsals in January for the Perth International Arts Festival season. With the full cast, creative team and band we used this time to really test the script and music with the assembled cast. The company rehearsed and learnt the songs, producing a cast recording that would be ready for sale when the production premiered. By the end of the November pre-rehearsals, WALTZING THE WILARRA was ready to head into a full rehearsal and production season with the knowledge that this was going to be a hit of the festival!

### KEY CREATIVES

Writer	David Milroy
Director	Wesley Enoch
Music Director	Wayne Freer
Dramaturge	Sally Richardson
Set Designer	Jacob Nash
Lighting Designer	Trent Suidgeest
Sound Designer	Kingsley Reeve
Choreographer	Claudia Alessi
Assistant Choreographer	Simon Stewart
Fight Director	Andy Frazer

### CAST

Old Toss	Ernie Dingo
Young Harry/Athena	Jessica Clarke
Mr Mack	Kelton Pell
Mrs Cray	Irma Woods
Elsa	Ursula Yovich
Charlie	Trevor Jamieson
Jack	Tim Solly
Fay	Alexandra Jones

### BAND MEMBERS

Keyboards	Bob Patient
Double Bass, Tuba & Saw	Wayne Freer
Lead Guitar	David Milroy
Pedal Steel	Lucky Oceans
Percussion	Rick Eastman & Greg Brenton



Financial Statements for the year ended  
31 December 2010



	Note	2010 \$	2009 \$
Revenue	2	1,596,334	1,575,677
Other income	2	15,401	20,533
Employee benefits expense		(1,038,856)	(975,450)
Depreciation and amortisation expense	3	(15,291)	(15,950)
Bad debts expense	3	(2,874)	(4,148)
Repairs, maintenance and vehicle running expense		(15,514)	(20,617)
Administration expense		(204,475)	(155,649)
Production and Venue expense		(210,106)	(264,073)
Marketing and Promotions expense		(97,773)	(111,471)
<b>(Loss)/Profit before income tax</b>		<b>26,846</b>	<b>48,852</b>
Income tax expense	1j	-	-
<b>(Loss)/Profit for the year</b>		<b>26,846</b>	<b>48,852</b>
Other comprehensive income for the year, net of tax		-	-
<b>Total comprehensive (loss)/income for the year</b>		<b>26,846</b>	<b>48,852</b>

The accompanying notes form part of these financial statements.

	Note	2010 \$	2009 \$
<b>ASSETS</b>			
<b>CURRENT ASSETS</b>			
Cash and cash equivalents	4	479,041	300,007
Trade and other receivables	5	399,491	18,434
Other assets	6	9,326	12,679
<b>TOTAL CURRENT ASSETS</b>		<b>887,858</b>	<b>331,120</b>
<b>NON-CURRENT ASSETS</b>			
Property, plant and equipment	7	61,164	65,463
<b>TOTAL NON-CURRENT ASSETS</b>		<b>61,164</b>	<b>65,463</b>
<b>TOTAL ASSETS</b>		<b>949,022</b>	<b>396,583</b>
<b>LIABILITIES</b>			
<b>CURRENT LIABILITIES</b>			
Trade and other payables	8	756,481	250,437
Short-term provisions	9	31,912	12,363
<b>TOTAL CURRENT LIABILITIES</b>		<b>788,393</b>	<b>262,800</b>
<b>TOTAL LIABILITIES</b>		<b>788,393</b>	<b>262,800</b>
<b>NET ASSETS</b>		<b>160,629</b>	<b>133,783</b>
<b>EQUITY</b>			
Retained Earnings		160,629	133,783
<b>TOTAL EQUITY</b>		<b>160,629</b>	<b>133,783</b>

The accompanying notes form part of these financial statements.



	Retained Earnings	Total
	\$	\$
<b>Balance at 1 January 2009</b>	84,931	84,931
Total comprehensive income	48,852	48,852
<b>Balance at 31 December 2009</b>	133,783	133,783
Total comprehensive income	26,846	26,846
<b>Balance at 31 December 2010</b>	160,629	160,629

The accompanying notes form part of these financial statements.

	Note	2010	2009
		\$	\$
<b>CASH FLOW FROM OPERATING ACTIVITIES</b>			
Receipt of grants		1,521,466	655,038
Other receipts		92,374	498,315
Payments to suppliers and employees		(1,434,146)	(1,530,400)
Interest received		10,332	15,852
<b>Net cash provided by/(used in) operating activities</b>	<b>15</b>	<b>190,026</b>	<b>(361,195)</b>
<b>CASH FLOW FROM INVESTING ACTIVITIES</b>			
Payment for property, plant and equipment		(10,992)	(18,164)
<b>Net cash used in investing activities</b>		<b>(10,992)</b>	<b>(18,164)</b>
<b>Net increase/(decrease) in cash held</b>		<b>179,034</b>	<b>(379,359)</b>
Cash and cash equivalents at beginning of the financial year		300,007	679,366
<b>Cash and cash equivalents at the end of the financial year</b>	<b>4</b>	<b>479,041</b>	<b>300,007</b>

The accompanying notes form part of these financial statements.



## NOTE 1: SUMMARY OF SIGNIFICANT ACCOUNTING POLICIES

**Basis of Preparation**

The financial statements are general purpose financial statements that have been prepared in accordance with Australian Accounting Standards (including Australian Accounting Interpretations).

Australian Accounting Standards set out accounting policies that the AASB has concluded would result in financial statements containing relevant and reliable information about transactions, events and conditions. Material accounting policies adopted in the preparation of these financial statements are presented below and have been consistently applied unless otherwise stated.

The financial statements have been prepared on an accrual basis and are based on historical costs, modified, where applicable, by the measurement at fair value of selected non-current assets, financial assets and financial liabilities.

**Accounting Policies****a. Revenue**

Grant revenue is recognised in the statement of comprehensive income when the entity obtains control of the grant and it is probable that the economic benefits gained from the grant will flow to the entity and the amount of the grant can be measured reliably.

If conditions are attached to the grant which must be satisfied before it is eligible to receive the contribution, the recognition of the grant as revenue will be deferred until those conditions are satisfied.

When grant revenue is received whereby the entity incurs an obligation to deliver economic value directly back to the contributor, this is considered a reciprocal transaction and the grant revenue is recognised in the statement of financial position as a liability until the service has been delivered to the contributor, otherwise the grant is recognised as income on receipt.

Yirra Yaakin Aboriginal Corporation receives non-reciprocal contributions of assets from the government and other parties for zero or a nominal value. These assets are recognised at fair value on the date of acquisition in the statement of financial position, with a corresponding amount of income recognised in the statement of comprehensive income.

Donations and bequests are recognised as revenue when received.

Interest revenue is recognised using the effective interest rate method, which for floating rate financial assets is the rate inherent in the instrument. Dividend revenue is recognised when the right to receive a dividend has been established.

Revenue from the rendering of a service is recognised upon the delivery of the service to the customers.

All revenue is stated net of the amount of goods and services tax (GST).

**b. Property, Plant and Equipment**

Each class of property, plant and equipment is carried at cost or fair values as indicated, less, where applicable, accumulated depreciation and impairment losses.

**Plant and Equipment**

Plant and equipment are measured on the cost basis less depreciation and impairment losses.

The carrying amount of plant and equipment is reviewed annually by directors to ensure it is not in excess of the recoverable amount from these assets. The recoverable amount is assessed on the basis of the expected net cash flows that will be received from the assets employment and subsequent disposal. The expected net cash flows have been discounted to their present values in determining recoverable amounts.

Plant and equipment that have been contributed at no cost, or for nominal cost are valued and recognised at the fair value of the asset at the date it is acquired.

## NOTE 1: SUMMARY OF SIGNIFICANT ACCOUNTING POLICIES (CONT'D)

**Depreciation**

The depreciable amount of all fixed assets including buildings and capitalised lease assets, but excluding freehold land, is depreciated on a straight line basis over the asset's useful life to the entity commencing from the time the asset is held ready for use. Leasehold improvements are depreciated over the shorter of either the unexpired period of the lease or the estimated useful lives of the improvements.

The depreciation rates used for each class of depreciable assets are:

<b>Class of Fixed Asset</b>	<b>Depreciation Rate</b>
Plant and equipment	15 – 50%
Motor vehicles	17%

The assets' residual values and useful lives are reviewed, and adjusted if appropriate, at the end of each reporting period.

Asset classes carrying amount is written down immediately to its recoverable amount if the asset's carrying amount is greater than its estimated recoverable amount.

Gains and losses on disposals are determined by comparing proceeds with the carrying amount. These gains or losses are included in the statement of comprehensive income. When revalued assets are sold, amounts included in the revaluation reserve relating to that asset are transferred to retained earnings.

**c. Leases**

Leases of fixed assets, where substantially all the risks and benefits incidental to the ownership of the asset, but not the legal ownership, are transferred to the entity are classified as finance leases.

Finance leases are capitalised, recording an asset and a liability equal to the present value of the minimum lease payments, including any guaranteed residual values.

Leased assets are depreciated on a straight-line basis over their estimated useful lives where it is likely that the entity will obtain ownership of the asset. Lease payments are allocated between the reduction of the lease liability and the lease interest expense for the period.

Lease payments for operating leases, where substantially all the risks and benefits remain with the lessor, are charged as expenses on a straight-line basis over the lease term.

Lease incentives under operating leases are recognised as a liability and amortised on a straight-line basis over the life of the lease term.

**d. Financial Instruments***Initial recognition and measurement*

Financial assets and financial liabilities are recognised when the entity becomes a party to the contractual provisions to the instrument. For financial assets, this is equivalent to the date that the company commits itself to either purchase or sell the asset (i.e. trade date accounting is adopted). Financial instruments are initially measured at fair value plus transactions costs except where the instrument is classified 'at fair value through profit or loss' in which case transaction costs are expensed to profit or loss immediately.

*Classification and subsequent measurement*

Financial instruments are subsequently measured at either fair value, amortised cost using the effective interest rate method or cost. *Fair value* represents the amount for which an asset could be exchanged or a liability settled, between knowledgeable, willing parties. Where available, quoted prices in an active market are used to determine fair value. In other circumstances, valuation techniques are adopted.



## NOTE 1: SUMMARY OF SIGNIFICANT ACCOUNTING POLICIES (CONT'D)

*Amortised cost* is calculated as:

- i. the amount at which the financial asset or financial liability is measured at initial recognition;
- ii. less principal repayments;
- iii. plus or minus the cumulative amortisation of the difference, if any, between the amount initially recognised and the maturity amount calculated using the *effective interest method*; and
- iv. less any reduction for impairment.

The *effective interest method* is used to allocate interest income or interest expense over the relevant period and is equivalent to the rate that exactly discounts estimated future cash payments or receipts (including fees, transaction costs and other premiums or discounts) through the expected life (or when this cannot be reliably predicted, the contractual term) of the financial instrument to the net carrying amount of the financial asset or financial liability. Revisions to expected future net cash flows will necessitate an adjustment to the carrying value with a consequential recognition of an income or expense in profit or loss.

i. *Financial assets at fair value through profit or loss*

Financial assets are classified at 'fair value through profit or loss' when they are held for trading for the purpose of short-term profit taking, or where they are derivatives not held for hedging purposes, or when they are designated as such to avoid an accounting mismatch or to enable performance evaluation where a group of financial assets is managed by key management personnel on a fair value basis in accordance with a documented risk management or investment strategy. Such assets are subsequently measured at fair value with changes in carrying value being included in profit or loss.

ii. *Loans and receivables*

Loans and receivables are non-derivative financial assets with fixed or determinable payments that are not quoted in an active market and are subsequently measured at amortised cost.

Loans and receivables are included in current assets, except for those which are not expected to mature within 12 months after reporting date. (All other loans and receivables are classified as non-current assets.)

iii. *Held-to-maturity investments*

Held-to-maturity investments are non-derivative financial assets that have fixed maturities and fixed or determinable payments, and it is the entity's intention to hold these investments to maturity. They are subsequently measured at amortised cost.

Held-to-maturity investments are included in non-current assets, except for those which are expected to mature within 12 months after reporting date. (All other investments are classified as current assets.)

If during the period the Group sold or reclassified more than an insignificant amount of the held-to-maturity investments before maturity, the entire held-to-maturity investments category would be tainted and reclassified as available-for-sale.

iv. *Available-for-sale financial assets*

Available-for-sale financial assets are non-derivative financial assets that are either not capable of being classified into other categories of financial assets due to their nature, or they are designated as such by management. They comprise investments in the equity of other entities where there is neither a fixed maturity nor fixed or determinable payments.

Available-for-sale financial assets are included in non-current assets, except for those which are expected to be disposed of within 12 months after reporting date. (All other financial assets are classified as current assets.)

## NOTE 1: SUMMARY OF SIGNIFICANT ACCOUNTING POLICIES (CONT'D)

v. *Financial liabilities*

Non-derivative financial liabilities (excluding financial guarantees) are subsequently measured at amortised cost.

**Fair Value**

Fair value is determined based on current bid prices for all quoted investments. Valuation techniques are applied to determine the fair value for all unlisted securities, including recent arm's length transactions, reference to similar instruments and option pricing models.

**Impairment**

At the end of each reporting period, the entity assesses whether there is objective evidence that a financial instrument has been impaired. In the case of available-for-sale financial instruments, a prolonged decline in the value of the instrument is considered to determine whether an impairment has arisen. Impairment losses are recognised in the statement of comprehensive income.

**Derecognition**

Financial assets are derecognised where the contractual rights to receipt of cash flows expires or the asset is transferred to another party whereby the entity no longer has any significant continuing involvement in the risks and benefits associated with the asset. Financial liabilities are derecognised where the related obligations are either discharged, cancelled or expired. The difference between the carrying value of the financial liability, which is extinguished or transferred to another party and the fair value of consideration paid, including the transfer of non-cash assets or liabilities assumed, is recognised in profit or loss.

e. **Impairment of Assets**

At the end of each reporting period, the entity reviews the carrying values of its assets to determine whether there is any indication that those assets have been impaired. If such an indication exists, the recoverable amount of the asset, being the higher of the asset's fair value less costs to sell and value in use, is compared to the asset's carrying value. Any excess of the asset's carrying value over its recoverable amount is expensed to the statement of comprehensive income.

Where the future economic benefits of the asset are not primarily dependent upon the asset's ability to generate net cash inflows and when the entity would, if deprived of the asset, replace its remaining future economic benefits, value in use is determined as the depreciated replacement cost of an asset.

Where it is not possible to estimate the recoverable amount of an assets class, the entity estimates the recoverable amount of the cash-generating unit to which the class of assets belong.

Where an impairment loss on a revalued asset is identified, this is debited against the revaluation reserve in respect of the same class of asset to the extent that the impairment loss does not exceed the amount in the revaluation reserve for that same class of asset.

f. **Employee Benefits**

Provision is made for the company's liability for employee benefits arising from services rendered by employees to the end of the reporting period. Employee benefits that are expected to be settled within one year have been measured at the amounts expected to be paid when the liability is settled. Employee benefits payable later than one year have been measured at the present value of the estimated future cash outflows to be made for those benefits. In determining the liability, consideration is given to employee wage increases and the probability that the employee may not satisfy vesting requirements. Those cash outflows are discounted using market yields on national government bonds with terms to maturity that match the expected timing of cash flows.

Contributions are made by the entity to an employee superannuation fund and are charged as expenses when incurred.



NOTE 1: SUMMARY OF SIGNIFICANT ACCOUNTING POLICIES (CONT'D)

**g. Cash and Cash Equivalents**

Cash and cash equivalents include cash on hand, deposits held at-call with banks, other short-term highly liquid investments with original maturities of three months or less, and bank overdrafts. Bank overdrafts are shown within short-term borrowings in current liabilities on the statement of financial position.

**h. Goods and Services Tax (GST)**

Revenues, expenses and assets are recognised net of the amount of GST, except where the amount of GST incurred is not recoverable from the Australian Taxation Office. In these circumstances the GST is recognised as part of the cost of acquisition of the asset or as part of an item of expense. Receivables and payables in the statement of financial position are shown inclusive of GST.

Cash flows are presented in the statement of cash flows on a gross basis, except for the GST component of investing and financing activities, which are disclosed as operating cash flows.

**i. Income Tax**

No provision for income tax has been raised as the entity is exempt from income tax under Division 50 of the *Income Tax Assessment Act 1997*.

**j. Provisions**

Provisions are recognised when the entity has a legal or constructive obligation, as a result of past events, for which it is probable that an outflow of economic benefits will result and that outflow can be reliably measured. Provisions recognised represent the best estimate of the amounts required to settle the obligation at the end of the reporting period.

**k. Comparative Figures**

Where required by Accounting Standards comparative figures have been adjusted to conform with changes in presentation for the current financial year.

When an entity applies an accounting policy retrospectively, makes a retrospective restatement or reclassifies items in its financial statements, a statement of financial position as at the beginning of the earliest comparative period must be disclosed.

**l. Trade and Other Payables**

Trade and other payables represent the liability outstanding at the end of the reporting period for goods and services received by the company during the reporting period which remain unpaid. The balance is recognised as a current liability with the amounts normally paid within 30 days of recognition of the liability.

**m. Critical Accounting Estimates and Judgments**

The directors evaluate estimates and judgments incorporated into the financial statements based on historical knowledge and best available current information. Estimates assume a reasonable expectation of future events and are based on current trends and economic data, obtained both externally and within the company.

NOTE 1: SUMMARY OF SIGNIFICANT ACCOUNTING POLICIES (CONT'D)

**n. New Accounting Standards for Application in Future Periods**

The AASB has issued new and amended Accounting Standards and Interpretations that have mandatory application dates for future reporting periods and which the Corporation has decided not to adopt early. A discussion of those future requirements and their impact on the Corporation is as follows:

- AASB 9: Financial Instruments and AASB 2009–11: Amendments to Australian Accounting Standards arising from AASB 9 [AASB 1, 3, 4, 5, 7, 101, 102, 108, 112, 118, 121, 127, 128, 131, 132, 136, 139, 1023 & 1038 and Interpretations 10 & 12] (applicable for annual reporting periods commencing on or after 1 January 2013).

These Standards are applicable retrospectively and amend the classification and measurement of financial assets. The Corporation has not yet determined any potential impact on the financial statements.

- The changes made to accounting requirements include:
  - simplifying the classifications of financial assets into those carried at amortised cost and those carried at fair value;
  - simplifying the requirements for embedded derivatives;
  - removing the tainting rules associated with held-to-maturity assets;
  - removing the requirements to separate and fair value embedded derivatives for financial assets carried at amortised cost;
  - allowing an irrevocable election on initial recognition to present gains and losses on investments in equity instruments that are not held for trading in other comprehensive income. Dividends in respect of these investments that are a return on investment can be recognised in profit or loss and there is no impairment or recycling on disposal of the instrument; and
  - requiring financial assets to be reclassified where there is a change in an entity's business model as they are initially classified based on: (a) the objective of the entity's business model for managing the financial assets; and (b) the characteristics of the contractual cash flows.

- AASB 124: Related Party Disclosures (applicable for annual reporting periods commencing on or after 1 January 2011).

- This Standard removes the requirement for government-related entities to disclose details of all transactions with the government and other government-related entities and clarifies the definition of a 'related party' to remove inconsistencies and simplify the structure of the Standard. No changes are expected to materially affect the Corporation.

- AASB 1053: Application of Tiers of Australian Accounting Standards and AASB 2010-2: Amendments to Australian Accounting Standards arising from Reduced Disclosure Requirements [AASB 1, 2, 3, 5, 7, 8, 101, 102, 107, 108, 110, 111, 112, 116, 117, 119, 121, 123, 124, 127, 128, 131, 133, 134, 136, 137, 138, 140, 141, 1050 & 1052 and Interpretations 2, 4, 5, 15, 17, 127, 129 & 1052] (applicable for annual reporting periods commencing on or after 1 July 2013).

AASB 1053 establishes a revised differential financial reporting framework consisting of two tiers of financial reporting requirements for those entities preparing general purpose financial statements:

- Tier 1: Australian Accounting Standards; and
- Tier 2: Australian Accounting Standards — Reduced Disclosure Requirements.

Tier 2 of the framework comprises the recognition, measurement and presentation requirements of Tier 1, but contains significantly fewer disclosure requirements.



## NOTE 1: SUMMARY OF SIGNIFICANT ACCOUNTING POLICIES (CONT'D)

The following entities are required to apply Tier 1 reporting requirements (ie full IFRS):

- for-profit private sector entities that have public accountability; and
- the Australian Government and state, territory and local governments.

Subject to AASB 1049, general government sectors of the Australian Government and state and territory governments would also apply Tier 1 reporting requirements.

The following entities can elect to apply Tier 2 of the framework when preparing general purpose financial statements:

- for-profit private sector entities that do not have public accountability;
- not-for-profit private sector entities; and
- public sector entities, whether for-profit or not-for-profit, other than the Australian Government and state, territory and local governments.

- AASB 2010–2 makes amendments to Australian Accounting Standards and Interpretations to give effect to the reduced disclosure requirements for Tier 2 entities. It achieves this by specifying the disclosure paragraphs that a Tier 2 entity need not comply with as well as adding specific 'RDR' disclosures.
- AASB 2009–10: Amendments to Australian Accounting Standards — Classification of Rights Issues [AASB 132] (applicable for annual reporting periods commencing on or after 1 February 2010).

This Standard clarifies that rights, options or warrants to acquire a fixed number of an entity's own equity instruments for a fixed amount in any currency are equity instruments if the entity offers the rights, options or warrants pro rata to all existing owners of the same class of its own non-derivative equity instruments. The amendments are not expected to impact the Corporation.

- AASB 2009–12: Amendments to Australian Accounting Standards [AASBs 5, 8, 108, 110, 112, 119, 133, 137, 139, 1023 & 1031 and Interpretations 2, 4, 16, 1039 & 1052] (applicable for annual reporting periods commencing on or after 1 January 2011).

This Standard makes a number of editorial amendments to a range of Australian Accounting Standards and Interpretations, including amendments to reflect changes made to the text of IFRSs by the IASB. The Standard also amends AASB 8 to require entities to exercise judgment in assessing whether a government and entities known to be under the control of that government are considered a single customer for the purposes of certain operating segment disclosures. The amendments are not expected to impact the Corporation.

## NOTE 1: SUMMARY OF SIGNIFICANT ACCOUNTING POLICIES (CONT'D)

- AASB 2009–13: Amendments to Australian Accounting Standards arising from Interpretation 19 [AASB 1] (applicable for annual reporting periods commencing on or after 1 July 2010).

This Standard makes amendments to AASB 1 arising from the issue of Interpretation 19. The amendments allow a first-time adopter to apply the transitional provisions in Interpretation 19. This Standard is not expected to impact the Corporation.

- AASB 2009–14: Amendments to Australian Interpretation — Prepayments of a Minimum Funding Requirement [AASB Interpretation 14] (applicable for annual reporting periods commencing on or after 1 January 2011).

This Standard amends Interpretation 14 to address unintended consequences that can arise from the previous accounting requirements when an entity prepays future contributions into a defined benefit pension plan.

- AASB 2010–3: Amendments to Australian Accounting Standards arising from the Annual Improvements Project [AASB 3, AASB 7, AASB 121, AASB 128, AASB 131, AASB 132 & AASB 139] (applicable for annual reporting periods commencing on or after 1 July 2010).

This Standard details numerous non-urgent but necessary changes to Accounting Standards arising from the IASB's annual improvements project. Key changes include:

- requiring that recognition and/or adjustment of contingent consideration for acquisitions preceding 1 July 2009 be recognised against the cost of acquisition;
- clarifying the accounting for replacement share-based payments awarded to the acquiree's employees as part of the cost of the combination service, or in the case of non-replaced and unvested share-based payments of the acquiree that do not form part of the exchange, an allocation to both the cost of acquisition and post-combination services on the basis of a market-based measure; and
- making sundry transitional amendments to various Standards.

This Standard is not expected to impact the Corporation.

- AASB 2010–4: Further Amendments to Australian Accounting Standards arising from the Annual Improvements Project [AASB 1, AASB 7, AASB 101 & AASB 134 and Interpretation 13] (applicable for annual reporting periods commencing on or after 1 January 2011).

This Standard details numerous non-urgent but necessary changes to Accounting Standards arising from the IASB's annual improvements project. Key changes include:

- clarifying the application of AASB 108 prior to an entity's first Australian Accounting Standards financial statements;
- adding an explicit statement to AASB 7 that qualitative disclosures should be made in the context of the quantitative disclosures to better enable users to evaluate an entity's exposure to risks arising from financial instruments;
- amending AASB 101 to the effect that disaggregation of changes in each component of equity arising from transactions recognised in other comprehensive income is required to be presented, but is permitted to be presented in the statement of changes in equity or in the notes;



NOTE 1: SUMMARY OF SIGNIFICANT ACCOUNTING POLICIES (CONT'D)

- o adding a number of examples to the list of events or transactions that require disclosure under AASB 134; and
- o making sundry editorial amendments to various Standards and Interpretations.

This Standard is not expected to impact the Corporation.

- AASB Interpretation 19: Extinguishing Financial Liabilities with Equity Instruments (applicable for annual reporting periods commencing from 1 July 2010).

This Interpretation deals with how a debtor would account for the extinguishment of a liability through the issue of equity instruments. The Interpretation states that the issue of equity should be treated as the consideration paid to extinguish the liability, and the equity instruments issued should be recognised at their fair value unless fair value cannot be measured reliably, in which case they shall be measured at the fair value of the liability extinguished. The Interpretation deals with situations where either partial or full settlement of the liability has occurred. This Interpretation is not expected to impact the Corporation.

The Corporation does not anticipate early adoption of any of the above Australian Accounting Standards.

NOTE 2: REVENUE AND OTHER INCOME

	2010	2009
	\$	\$
<b>Revenue</b>		
<i>Revenue from government grants and other grants</i>		
— state/federal government grants	977,791	646,521
— other government grants	-	140,674
— other organisations	150,180	129,440
	<u>1,127,971</u>	<u>916,635</u>
<i>Other revenue</i>		
— audience sales	128,077	35,355
— workshops	-	6,676
— UNIMA partnership	-	-
— WA Department Health "Sexual Health"	212,464	417,741
— other sales	6,751	6,538
— resources income	13,921	6,641
— sponsorship	106,785	185,481
— donations	365	610
	<u>468,363</u>	<u>659,042</u>
<b>Total Revenue</b>	<u>1,596,334</u>	<u>1,575,677</u>
<b>Other Income</b>		
— Interest income	10,332	15,852
— reimbursements	5,069	4,590
— other	-	91
Total Other Income	<u>15,401</u>	<u>20,533</u>
<b>Total Revenue and Other Income</b>	<u>1,611,735</u>	<u>1,596,210</u>

NOTE 3: PROFIT FOR THE YEAR

	2010	2009
	\$	\$
<b>Expenses</b>		
Depreciation and Amortisation		
— plant and equipment	11,036	10,824
— motor vehicles	4,255	5,126
Total Depreciation and Amortisation	<u>15,291</u>	<u>15,950</u>
Bad debts expense	2,874	4,148
Rental expense on operating leases		
— minimum lease payments	25,865	47,231
<b>Total rental expense</b>	<u>25,865</u>	<u>47,231</u>
Auditor Remuneration		
— audit and other services	10,800	15,000
Total Audit Remuneration	<u>10,800</u>	<u>15,000</u>

NOTE 4: CASH AND CASH EQUIVALENTS

	2010	2009
	\$	\$
<b>CURRENT</b>		
Cash at bank	213,101	106,161
Restricted cash (a)	265,440	191,946
Cash on hand	500	1,900
	<u>479,041</u>	<u>300,007</u>

(a) Restricted cash consists of grants received for particular projects that have not yet been carried out.

NOTE 5: TRADE AND OTHER RECEIVABLES

	2010	2009
	\$	\$
<b>CURRENT</b>		
Trade receivables	386,126	11,164
Sundry receivables	13,365	7,270
	<u>399,491</u>	<u>18,434</u>

- (i) Provision for Impairment of Receivables

Current trade receivables are generally on 30-day terms. These receivables are assessed for recoverability and a provision for impairment is recognised when there is objective evidence that an individual trade receivable is impaired.

NOTE 5: TRADE AND OTHER RECEIVABLES (CONT'D)

(ii) Credit Risk — Trade and Other Receivables

The Corporation does not have any material credit risk exposure to any single receivable or group of receivables.

The following table details the Corporation's trade and other receivables exposed to credit risk (prior to collateral and other credit enhancements) with ageing analysis and impairment provided for thereon. Amounts are considered as 'past due' when the debt has not been settled within the terms and conditions agreed between the Corporation and the customer or counter party to the transaction. Receivables that are past due are assessed for impairment by ascertaining solvency of the debtors and are provided for where there are specific circumstances indicating that the debt may not be fully repaid to the Corporation.

The balances of receivables that remain within initial trade terms (as detailed in the table) are considered to be of high credit quality.

	Gross amount	Past due and impaired	Past due but not impaired (days overdue)				Within initial trade terms
			< 30	31-60	61-90	> 90	
	\$	\$	\$	\$	\$	\$	\$
<b>2010</b>							
Trade and term receivables	386,126	-	253,750	110,516	-	21,860	-
Sundry receivables	13,365	-	-	-	-	200	13,165
<b>Total</b>	<b>399,491</b>	<b>-</b>	<b>253,750</b>	<b>110,516</b>	<b>-</b>	<b>22,060</b>	<b>13,165</b>
<b>2009</b>							
Trade and term receivables	11,164	-	-	-	-	11,164	-
Sundry receivables	7,270	-	-	-	-	-	7,270
<b>Total</b>	<b>18,434</b>	<b>-</b>	<b>-</b>	<b>-</b>	<b>-</b>	<b>11,164</b>	<b>7,270</b>

NOTE 6: OTHER ASSETS

	2010	2009
	\$	\$
<b>CURRENT</b>		
Prepayments	9,326	12,679

NOTE 7: PROPERTY, PLANT AND EQUIPMENT

	2010	2009
	\$	\$
<b>Plant and equipment</b>		
At cost	155,528	168,219
Less accumulated depreciation	(115,137)	(127,784)
	40,391	40,435
<b>Motor vehicles</b>		
At cost	43,359	43,359
Less accumulated depreciation	(22,586)	(18,331)
	20,773	25,028
<b>Total property, plant and equipment</b>	<b>61,164</b>	<b>65,463</b>

Movement in the carrying amounts for each class of property, plant and equipment between the beginning and the end of the current financial year:

	Plant and Equipment	Motor Vehicles	Total
	\$	\$	\$
<b>2009</b>			
Balance at the beginning of the year	33,095	30,154	63,249
Capital asset fund addition	-	-	-
Additions at cost	18,164	-	18,164
Depreciation expense	(10,824)	(5,126)	(15,950)
Carrying amount at end of year	40,435	25,028	65,463
<b>2010</b>			
Balance at the beginning of the year	40,435	25,028	65,463
Additions at cost	10,992	-	10,992
Depreciation expense	(11,036)	(4,255)	(15,291)
Carrying amount at end of year	40,391	20,773	61,164



NOTE 8: TRADE AND OTHER PAYABLES

	2010	2009
	\$	\$
CURRENT		
GST Payable	55,839	-
Other current payables	115,202	58,491
Income Received in Advance	585,440	191,946
	<u>756,481</u>	<u>250,437</u>

NOTE 9: SHORT-TERM PROVISIONS

	2010	2009
	\$	\$
CURRENT		
Provision for annual leave	31,912	12,363
	<u>31,912</u>	<u>12,363</u>

NOTE 10: CAPITAL AND LEASING COMMITMENTS

**Operating Lease Commitments**

Non-cancellable operating leases contracted for but not capitalised in the financial statements

Payable — minimum lease payments

	2010	2009
	\$	\$
— not later than 12 months	19,502	8,854
— later than 12 months but not later than 5 years	32,848	6,640
	<u>52,350</u>	<u>15,494</u>

The motor vehicle lease commitments are non-cancellable operating leases contracted for with a three or four-year term. The photocopier lease commitments are non-cancellable operating leases contracted with a five-year term. No capital commitments exist in regards to the motor vehicle lease commitments at year-end.

NOTE 11: CONTINGENT LIABILITIES AND ASSETS

The Corporation does not have any contingent assets or contingent liabilities as at 31 December 2010.

NOTE 12: EVENTS AFTER THE REPORTING PERIOD

There have been no events subsequent to balance sheet date that materially affect the financial statements.

NOTE 13: KEY MANAGEMENT PERSONNEL COMPENSATION

	Short-term Benefits	Post-employment Benefits	Other Long-term Benefits	Total
	\$	\$	\$	\$
<b>2010</b>				
Total compensation	85,613	10,043	-	95,656
<b>2009</b>				
Total compensation	91,909	8,272	-	100,181

NOTE 14: RELATED PARTY TRANSACTIONS

There were no payments made to related party for 2010 (2009: \$41,472 payments were made to a related party of Mr Paul MacPhail. The related party was employed on normal contractual terms).

NOTE 15: CASH FLOW INFORMATION

	2010	2009
	\$	\$
<b>Reconciliation of Cash Flows from Operations with Profit after Income Tax</b>		
Profit/(Loss) after income tax	26,846	48,852
Non cash flows		
Depreciation and amortisation	15,291	15,950
Changes in assets and liabilities		
(Increase)/decrease in trade and other receivables	(381,058)	(8,685)
Increase/(decrease) in trade and other payables	506,045	(410,527)
Decrease in provisions	19,549	(1,564)
(Increase)/Decrease in prepayments	3,353	(5,221)
	<u>190,026</u>	<u>(361,195)</u>

**NOTE 16: FINANCIAL RISK MANAGEMENT**

The Corporation's financial instruments consist mainly of deposits with banks, local money market instruments, short-term investments, accounts receivable and payable; and leases.

The totals for each category of financial instruments, measured in accordance with AASB 139 as detailed in the accounting policies to these financial statements, are as follows:

	Note	2010 \$	2009 \$
<b>Financial Assets</b>			
Cash and cash equivalents	4	479,041	300,007
Loans and receivables	5	399,491	18,434
<b>Total Financial Assets</b>		878,532	318,441
<b>Financial Liabilities</b>			
Financial liabilities at amortised cost			
– Trade and other payables	8	171,041	58,491
<b>Total Financial Liabilities</b>		171,041	58,491

**Financial Risk Management Policies**

Consisting of senior committee members, the finance committee's overall risk management strategy seeks to assist the Corporation in meeting its financial targets, whilst minimising potential adverse effects on financial performance. Risk management policies are approved and reviewed by the finance committee on a regular basis. These include credit risk policies and future cash flow requirements.

**Specific Financial Risk Exposures and Management**

The main risks the Corporation is exposed to through its financial instruments are credit risk, liquidity risk and market risk relating to interest rate risk and equity price risk.

**a. Credit risk**

Exposure to credit risk relating to financial assets arises from the potential non-performance by counterparties of contract obligations that could lead to a financial loss for the Corporation.

The Corporation does not have any material credit risk exposure as the major source of revenue is the receipt of grants. Credit risk is further mitigated as over 55% of the grants being received from state and federal governments are in accordance with funding agreements which ensure regular funding for a number of years.

*Credit Risk Exposures*

The maximum exposure to credit risk by class of recognised financial assets at the end of the reporting period is equivalent to the carrying value and classification of those financial assets (net of any provisions) as presented in the statement of financial position.

Trade and other receivables that are neither past due or impaired are considered to be of high credit quality. Aggregates of such amounts are as detailed at Note 5.

**NOTE 16: FINANCIAL RISK MANAGEMENT (CONT'D)**

The Corporation has no significant concentration of credit risk exposure to any single counterparty or group of counterparties. Details with respect to credit risk of Trade and Other Receivables are provided in Note 5.

Credit risk related to balances with banks and other financial institutions is managed by the finance committee in accordance with approved Board policy. Such policy requires that surplus funds are only invested with counterparties with a Standard & Poor's rating of at least AA-. The following table provides information regarding the credit risk relating to cash and money market securities based on Standard & Poor's counterparty credit ratings.

	Note	2010 \$	2009 \$
Cash and cash equivalents			
– AA rated		479,041	300,007
	4	479,041	300,007

**b. Liquidity risk**

Liquidity risk arises from the possibility that the Corporation might encounter difficulty in settling its debts or otherwise meeting its obligations in relation to financial liabilities. The Corporation manages this risk through the following mechanisms:

- preparing forward looking cash flow analysis in relation to its operational, investing and financing activities;
- maintaining a reputable credit profile;
- managing credit risk related to financial assets;
- only investing surplus cash with major financial institutions; and
- comparing the maturity profile of financial liabilities with the realisation profile of financial assets.

The tables below reflect an undiscounted contractual maturity analysis for financial liabilities.

Cash flows realised from financial assets reflect management's expectation as to the timing of realisation. Actual timing may therefore differ from that disclosed. The timing of cash flows presented in the table to settle financial liabilities reflects the earliest contractual settlement dates.



NOTE 16: FINANCIAL RISK MANAGEMENT (CONT'D)

**Financial liability and financial asset maturity analysis**

	Within 1 Year		1 to 5 Years		Over 5 Years		Total	
	2010	2009	2010	2009	2010	2009	2010	2009
	\$	\$	\$	\$	\$	\$	\$	\$
<b>Financial liabilities due for payment</b>								
Trade and other payables (excluding estimated annual leave and deferred income)	171,041	58,491	-	-	-	-	171,041	58,491
Total expected outflows	171,041	58,491	-	-	-	-	171,041	58,491
<b>Financial Assets — cash flows realisable</b>								
Cash and cash equivalents	479,041	300,007	-	-	-	-	479,041	300,007
Trade, term and loans receivables	399,491	18,434	-	-	-	-	399,491	18,434
Total anticipated inflows	878,532	318,441	-	-	-	-	878,532	318,441
Net inflow on financial instruments	707,491	259,950	-	-	-	-	707,491	259,950

c. **Market Risk**

i. **Interest rate risk**

Exposure to interest rate risk arises on financial assets and financial liabilities recognised at the end of the reporting period whereby a future change in interest rates will affect future cash flows or the fair value of fixed rate financial instruments.

**Sensitivity Analysis**

The following table illustrates sensitivities to the Corporation's exposures to changes in interest rates. The table indicates the impact on how profit and equity values reported at the end of the reporting period would have been affected by changes in the relevant risk variable that management considers to be reasonably possible. These sensitivities assume that the movement in a particular variable is independent of other variables.

	Profit	Equity
	\$	\$
<b>Year ended 31 December 2010</b>		
+/-2% in interest rates	9,571	9,571
<b>Year Ended 31 December 2009</b>		
+/-2% in interest rates	5,962	5,962

No sensitivity analysis has been performed on foreign exchange risk as the Corporation is not exposed to foreign currency fluctuations.

NOTE 16: FINANCIAL RISK MANAGEMENT (CONT'D)

**Net Fair Values**

**Fair value estimation**

The fair values of financial assets and financial liabilities are presented in the following table and can be compared to their carrying values as presented in the statement of financial position. Fair values are those amounts at which an asset could be exchanged, or a liability settled, between knowledgeable, willing parties in an arm's length transaction.

Fair values derived may be based on information that is estimated or subject to judgment, where changes in assumptions may have a material impact on the amounts estimated. Areas of judgment and the assumptions have been detailed below. Where possible, valuation information used to calculate fair value is extracted from the market, with more reliable information available from markets that are actively traded.

Differences between fair values and carrying values of financial instruments with fixed interest rates are due to the change in discount rates being applied by the market since their initial recognition by the Corporation. Most of these instruments which are carried at amortised cost (i.e. trade receivables, loan liabilities) are to be held until maturity and therefore the net fair value figures calculated bear little relevance to the Corporation.

Footnote	2010		2009	
	Net Carrying Value	Net Fair Value	Net Carrying Value	Net Fair Value
	\$	\$	\$	\$
<b>Financial assets</b>				
Cash and cash equivalents	(i) 479,041	479,041	300,007	300,007
Trade and other receivables	(i) 399,491	399,491	18,434	18,434
<b>Total financial assets</b>		878,532	878,532	318,441
<b>Financial liabilities</b>				
Trade and other payables	(i) 171,041	171,041	58,491	58,491
<b>Total financial liabilities</b>		171,041	171,041	58,491

The fair values disclosed in the above table have been determined based on the following methodology:

- (i) Cash and cash equivalents, trade and other receivables and trade and other payables are short-term instruments in nature whose carrying value is equivalent to fair value. Trade and other payables exclude amounts provided for annual leave, which is not considered a financial instrument.

NOTE 17: ENTITY DETAILS

The registered office and principal place of business of the entity is:


Yirra Yaakin Aboriginal Corporation  
65 Murray Street  
Perth WA 6000

In the opinion of the Committee the financial report as set out on pages 24 to 45


1. - Presents a true and fair view of the financial position of Yirra Yaakin Aboriginal Corporation and its performance for the year ended on that date.
2. At the date of this statement, there are reasonable grounds to believe that Yirra Yaakin Aboriginal Corporation will be able to pay its debts as and when they fall due.

This statement is made in accordance with a resolution of the Committee and is signed for and on behalf of the Committee by:

Chairperson: 

Treasurer: 

Dated: 6<sup>th</sup> May 2011



Grant Thornton Audit Pty Ltd  
ABN 94 269 609 023

10 Kings Park Road  
West Perth WA 6005  
PO Box 570  
West Perth WA 6872

T +61 8 9480 2000  
F +61 8 9322 7787  
E admin@gtwa.com.au  
W www.grantthornton.com.au

### **Independent Auditor's Report To the Members of Yirra Yaakin Aboriginal Corporation**

We have audited the accompanying financial report of Yirra Yaakin Aboriginal Corporation (the "Association"), which comprises the statement of financial position as at 31 December 2010, and the statement of comprehensive income, statement of changes in equity and statement of cash flows for the year ended on that date, a summary of significant accounting policies, other explanatory notes to the financial statements and the statement by members of the Committee.

### **Committee's responsibility for the financial statements**

The Committee of Association are responsible for the preparation and fair presentation of the financial statements in accordance with Australian Accounting Standards (including the Australian Accounting Interpretations), the Associations Incorporation Act 1987 and other statutory requirements. This responsibility includes establishing and maintaining internal controls relevant to the preparation and fair presentation of the financial statements that are free from material misstatement, whether due to fraud or error; selecting and applying appropriate accounting policies; and making accounting estimates that are reasonable in the circumstances.

### **Auditor's responsibility**

Our responsibility is to express an opinion on the financial statements based on our audit. We conducted our audit in accordance with Australian Auditing Standards which require us to comply with relevant ethical requirements relating to audit engagements and plan and perform the audit to obtain reasonable assurance whether the financial statements are free from material misstatement.

An audit involves performing procedures to obtain audit evidence about the amounts and disclosures in the financial report. The procedures selected depend on the auditor's judgement, including the assessment of the risks of material misstatement of the financial report, whether due to fraud or error.



# PARTNERS AND SPONSORS

In making those risk assessments, the auditor considers internal control relevant to the Association's preparation and fair presentation of the financial statements in order to design audit procedures that are appropriate in the circumstances, but not for the purpose of expressing an opinion on the effectiveness of the Association's internal control. An audit also includes evaluating the appropriateness of accounting policies used and the reasonableness of accounting estimates made by the Committee Members, as well as evaluating the overall presentation of the financial statements.

We believe that the audit evidence we have obtained is sufficient and appropriate to provide a basis for our audit opinion.

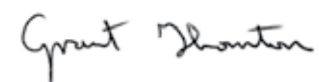
## Independence

In conducting our audit, we complied with applicable independence requirements of the Australian professional ethical pronouncements.

## Auditor's opinion

In our opinion the financial report of Yirra Yaakin Aboriginal Corporation:

- i presents fairly, in all material respects, the Association's financial position as at 31 December 2010 and of its performance for the year ended on that date; and
- ii complies with Australian Accounting Standards (including the Australian Accounting Interpretations), the Associations Incorporation Act 1987 and other statutory requirements.



GRANT THORNTON AUDIT PTY LTD  
Chartered Accountants



P W Warr  
Director – Audit & Assurance

Perth, 6 May 2011

## MAJOR COMPANY PARTNER



## GOVERNMENT PARTNERS



## Waltzing The Wilarra

### MAJOR EVENT PARTNER



### MAJOR GOVERNMENT PARTNER



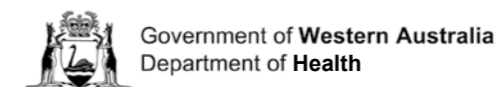
## Honey Spot

### EVENT PARTNER



## Good Lovin'

### EVENT PARTNER



## Recording Stories Program

### EVENT PARTNER



## DESIGN PARTNER



## PHOTOGRAPHY PARTNER









PRIDE PASSION  
PASSION  
PERFORMANCE  
SION WA



[www.yirrayaakin.com.au](http://www.yirrayaakin.com.au)

65 Murray Street, Perth WA 6000 ph (08) 9202 1966 fax (08) 9202 1885